

TCM

Innovative Machine
INOMA

INOMA



**Engine-Powered Forklift Trucks
1.5-3.5 ton**

•TCM retains the right to change these products and specifications without incurring any obligation relating to such changes.
•These products and specifications are subject to change without notice.
•Photos and illustrations may or may not include optional equipment and accessories.
•Features and specifications may vary depending on markets.
•Performance data and dimensions are nominal and subject to tolerances.



ISO 9001 Certification
(TCM Shiga Plant)



ISO 14001 Certification
(TCM Shiga Plant)

Manufactured by

Distributed by



[1.5 ton]			[1.8 ton]		
FG15C13	FD16C13	FHD15C3	FG18C13	FD18C13	FHD18C3
FG15T13	FD16T13	FHD15T3	FG18T13	FD18T13	FHD18T3
FHG15C3		FHD15C3Z	FHG18C3		FHD18C3Z
FHG15T3		FHD15T3Z	FHG18T3		FHD18T3Z



[2.0 ton]			[2.5 ton]		
FG20C3	FD20C3	FHD20C3A	FG25C3	FD25C3	FHD25C3A
FG20T3	FD20T3	FHD20T3A	FG25T3	FD25T3	FHD25T3A
FHG20C3		FHD20C3Z	FHG25C3		FHD25C3Z
FHG20T3		FHD20T3Z	FHG25T3		FHD25T3Z

Innovative Machine
INOMA

Second to None, Revolutionary Forklift Trucks—Freshly Debuted

Succeeding TCM's traditional product concepts of superb performance and quality, we hereby announce a new type of forklift truck, offering incomparable ruggedness and operator-friendly features. It's the newly debuted **INOMA**. TCM has fully upgraded and redesigned **INOMA** for easier access, greater comfort, improved maneuverability, assured safety, and longer durability. Thanks to TCM's outstanding technological expertise and strengths, the **INOMA** forklift truck achieves optimum performance for its class while providing outstanding comfort and safety.

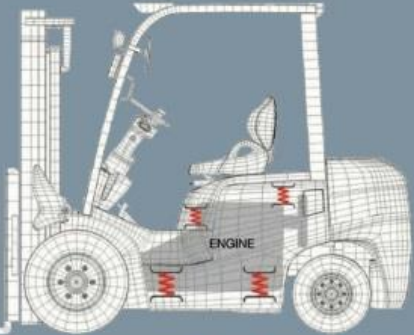


[3.0 ton]		
FG30C3	FD30C3	FHD30C3A
FG30T3	FD30T3	FHD30T3A
FHG30C3		FHD30C3Z
FHG30T3		FHD30T3Z



[3.5 ton]	
FG35T3S	FD35T3S

E NHANCED OPERATOR COMFORT



Substantially reduced vibration by adopting dual-floating systems for both the engine and hood
 Minimizes the transfer of vibration to the operator, with four-point rubber cushion absorbers between the seat and engine and its transmission. Moreover, use of the same four-point suspension adopted in the hood, realizing a dual effect in reducing vehicle vibrations.



More convenient parking lever
 The lever is positioned to the right of the steering wheel for easier entry and exit. A double-action brake release on the lever further improves safety.



Expansive floor space for easier foot maneuvering
 An amazing 45% increase in floor space by placing tilt cylinders under the floor. This gives a smooth footwell in addition to easy entry and exit.



Easier entry and exit from an extra-wide step— 55% wider
 The secure step with enlarged foot space enables greater comfort and less fatigue while entering and exiting the vehicle.



Multifunctional suspension seat
 (available for 1.5/1.8ton high power & 2-3.5ton models)
 Features include reinforced driver support, reduced vibration, operator weight balance adjusting, forward and backward reclining, a rear utility pocket, and seat belt.



Resin screen
 The resin screen on the overhead guard enables comfortable outdoor operation in wet weather.

SUPERIOR MANEUVERABILITY AND ASSURED SAFETY



EXCELLENT OPERATOR VISIBILITY

Wider forward visibility

Clearer visibility of the fork tips—50% improvement over other current models. This achievement was made possible by lowering the dashboard by **70mm** and the tie bar by **190mm**. A remarkable improvement of the forward view along with quicker recognition of the fork position. An operator-friendly design with assured safety, high efficiency, and relaxing feel.

Amazing backward visibility

Reshaped counter weight for better rearview sight. The round shape of the rear top end of the counterweight substantially improves visibility for increased safety during backward movement.




Reduced fatigue due to a semi-circular steering wheel
A smaller diameter (300mm outer diameter) steering wheel gives improved vehicle maneuverability. In addition, this compact steering wheel makes it much easier to get on and off the truck.



Meter panel optimally located to the right of the driver's seat

The meter panel is located on the top right side of the dashboard for easier readability by the operator.

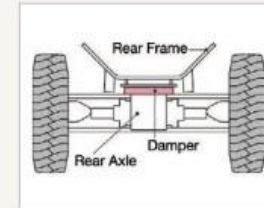


Innovative fork-landing mechanism
(available for wide view two-stage mast)

The fork-lowering speed decelerates at a height of approximately 150mm above the ground enabling accurate placement of the forks into the load fork pockets or pallet.



Multi-cone synchronizer shift levers
The newly adopted levers enable smooth shifting from both forward and reverse (available for manual transmission models).



Anti-roll mechanism for assured safety during turning
(available for 2-3.5ton models)
Warning: This system does not guarantee accident avoidance or prevention of vehicle overturning.



Neutral safety mechanism
This feature enhances safety of operation. The engine cannot be started unless the change lever is in the neutral position.



High-mounted rear combination lights
The brake lights are easily visible at the top of the overhead guard. Protected for protection, they are vibration resistant for long bulb life.

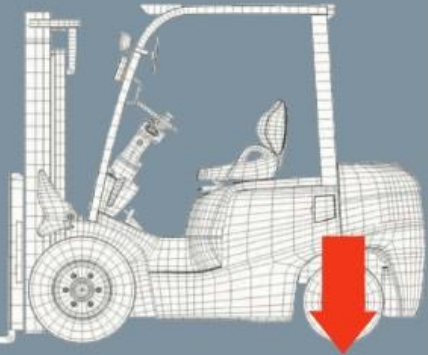


Anti-slip mat on the hood
A rubber strip is attached to the hood to prevent slippage while stepping on and off.

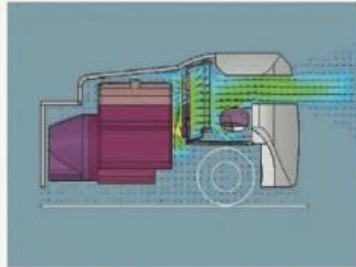


Meter panel with LED indicators
The LED has a longer life and is easy to read even during daylight shift operation.


RUGGEDNESS AND INCREASED DURABILITY



5% improved front and rear stability ratio
 (available for 2-3.5ton models)
 Stable and more consistent cargo handling as well as travel due to an improved stability ratio.



Cooler running through improved airflow
 Optimal positioning of the fan, radiator and muffler has reduced the operating coolant temperature. (gasoline models) The operating temperature of the hydraulic oil has been reduced, also by 10°C by upgrading the mechanical components and circuitry.



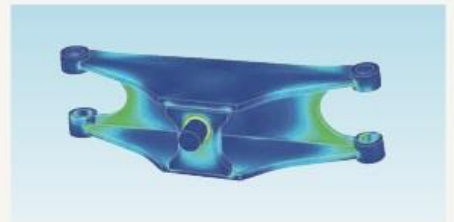
TCM transmissions
 TCM designed and developed these transmissions for quiet operation and maximum durability, and TCM builds them to insure the highest quality.



Single-piece headguard
 The front and rear pillars as well as roof are all welded together in a single-piece construction to give additional strength to the entire structure.



Sturdier mast
 Minimized distortion of the mast by redesigned positioning the mast supports and tilt cylinders. TCM's traditional robust mast was further upgraded by adopting sturdier tie bars, while maintaining a wide range of viewing angles.



TCM steering axles
 Also a new TCM design, the steer axle has been strengthened and improved for durability in demanding applications.

Improved durability with lubricant filled lift cylinder
 Oil filled lift cylinders give improved durability. (available for 2-3.5ton models)

EASY MAINTENANCE AND ENVIRONMENT FRIENDLINESS



New engines, compliant with worldwide stage IIIA emission regulations
New emissions control and engine management systems deliver excellent power, economy and reliability while meeting current Euro emission standards: Approved Stage IIIA (Diesel powered engine).



One-piece floorboard
Gives more convenient inspection and easier maintenance, as the one-piece floorboard unit is easily detachable without using any tools.



Detachable side covers for convenient inspection and simple maintenance

Inspection and maintenance can more easily be performed due to one-touch detachable side covers and a wide-opening hood.

Integral layout of electrical parts and other system devices

Maintenance inspections can be performed more easily, as electrical parts such as the fuse box, relay, and battery are neatly integrated into a conveniently compact area.



Portable glove box
Detachable and portable.

Cup holder
Convenient for keeping cups, pens, and other small items.

OPTIONAL EQUIPMENT



Three-stage mast with four-cylinder mechanism
(available for 2-3ton models)
The cylinders are symmetrically located to the left and right for improved forward visibility.



Integral side shifter
The integral side shifter has been improved to deliver maximum load capacity, maximum fork visibility, and smooth, dependable operation.



Interlock system
This system performs only when the operator is seated at proper seat position.
Lift lock
When the engine is off, the forks cannot be lowered, even when the operator is in the seat.



Rotating warning light



Rear working light



Overhead exhaust system




Windshield wiper



Cabin-panel type
(available for 2-3.5ton models)



Heater



LPG exclusive/Dual fuel
(LPG/gasoline) package



Pre-cleaner engine air intake
(gasoline)



Steel cabin-enclosed type with air-cooler
(available for 2-3.5ton models)



Head light guard



Air Boss tire

*As far as the detailed optional information is concerned, please refer to the specification sheets. For various types of attachments, please also refer to the "attachment catalogue" which is separately prepared from this sales catalogue.